

House Type Schedule




House Type	Area (sqm)	Number of Houses	Area (sqm)	Number of Houses
1.1	1,200	1	1,200	1
1.2	1,200	1	1,200	1
1.3	1,200	1	1,200	1
1.4	1,200	1	1,200	1
1.5	1,200	1	1,200	1
1.6	1,200	1	1,200	1
1.7	1,200	1	1,200	1
1.8	1,200	1	1,200	1
1.9	1,200	1	1,200	1
1.10	1,200	1	1,200	1
1.11	1,200	1	1,200	1
1.12	1,200	1	1,200	1
1.13	1,200	1	1,200	1
1.14	1,200	1	1,200	1
1.15	1,200	1	1,200	1
1.16	1,200	1	1,200	1
1.17	1,200	1	1,200	1
1.18	1,200	1	1,200	1
1.19	1,200	1	1,200	1
1.20	1,200	1	1,200	1
1.21	1,200	1	1,200	1
1.22	1,200	1	1,200	1
1.23	1,200	1	1,200	1
1.24	1,200	1	1,200	1
1.25	1,200	1	1,200	1
1.26	1,200	1	1,200	1
1.27	1,200	1	1,200	1
1.28	1,200	1	1,200	1
1.29	1,200	1	1,200	1
1.30	1,200	1	1,200	1
1.31	1,200	1	1,200	1
1.32	1,200	1	1,200	1
1.33	1,200	1	1,200	1
1.34	1,200	1	1,200	1
1.35	1,200	1	1,200	1
1.36	1,200	1	1,200	1
1.37	1,200	1	1,200	1
1.38	1,200	1	1,200	1
1.39	1,200	1	1,200	1
1.40	1,200	1	1,200	1
1.41	1,200	1	1,200	1
1.42	1,200	1	1,200	1
1.43	1,200	1	1,200	1
1.44	1,200	1	1,200	1
1.45	1,200	1	1,200	1
1.46	1,200	1	1,200	1
1.47	1,200	1	1,200	1
1.48	1,200	1	1,200	1
1.49	1,200	1	1,200	1
1.50	1,200	1	1,200	1
1.51	1,200	1	1,200	1
1.52	1,200	1	1,200	1
1.53	1,200	1	1,200	1
1.54	1,200	1	1,200	1
1.55	1,200	1	1,200	1
1.56	1,200	1	1,200	1
1.57	1,200	1	1,200	1
1.58	1,200	1	1,200	1
1.59	1,200	1	1,200	1
1.60	1,200	1	1,200	1
1.61	1,200	1	1,200	1
1.62	1,200	1	1,200	1
1.63	1,200	1	1,200	1
1.64	1,200	1	1,200	1
1.65	1,200	1	1,200	1
1.66	1,200	1	1,200	1
1.67	1,200	1	1,200	1
1.68	1,200	1	1,200	1
1.69	1,200	1	1,200	1
1.70	1,200	1	1,200	1
1.71	1,200	1	1,200	1
1.72	1,200	1	1,200	1
1.73	1,200	1	1,200	1
1.74	1,200	1	1,200	1
1.75	1,200	1	1,200	1
1.76	1,200	1	1,200	1
1.77	1,200	1	1,200	1
1.78	1,200	1	1,200	1
1.79	1,200	1	1,200	1
1.80	1,200	1	1,200	1
1.81	1,200	1	1,200	1
1.82	1,200	1	1,200	1
1.83	1,200	1	1,200	1
1.84	1,200	1	1,200	1
1.85	1,200	1	1,200	1
1.86	1,200	1	1,200	1
1.87	1,200	1	1,200	1
1.88	1,200	1	1,200	1
1.89	1,200	1	1,200	1
1.90	1,200	1	1,200	1
1.91	1,200	1	1,200	1
1.92	1,200	1	1,200	1
1.93	1,200	1	1,200	1
1.94	1,200	1	1,200	1
1.95	1,200	1	1,200	1
1.96	1,200	1	1,200	1
1.97	1,200	1	1,200	1
1.98	1,200	1	1,200	1
1.99	1,200	1	1,200	1
2.00	1,200	1	1,200	1

Appendix 5

Appendix 5



Proposed Public Path
 Diversion Order
 Town and Country Planning
 Act 1990 s257
 Llanmor Homes,
 Pandy Road, Bedwas,
 18/PPO/003

- Legend
-  *Llwybr arfaethedig i gael ei crewyd / Proposed path to be created*
 -  *Llwybr arfaethedig i gael ei diddymu / Existing path to be closed*
 -  *Heb effeithio arno / Unaffected footpath/s*

1:2,000 at A4
 OS Products: © 100025372, 2020